TSI 60 x 200



Technical data

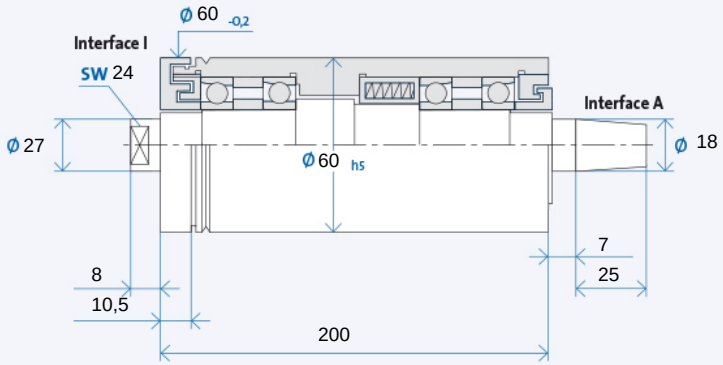

Maximum speed n_{max} [min-1]* for bearing types:

Steel (steel)	30000
Hybrid (optional)	35000

* without tool

Ordering information: TSI 60 x 200 R is for clockwise, L for counter-clockwise

ROTATION (CW.)

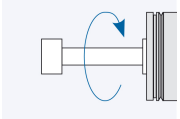

ROTATION (CCW.)

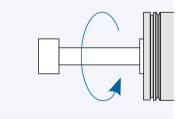

Tool interface

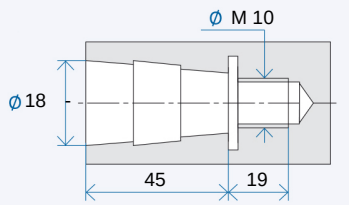

Tool interface: taper 1 : 7,5 nominal value, included angle acc. to GMN precision standards

Pulley interface

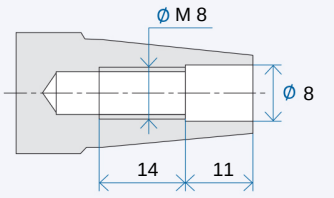

Pulley interface: taper 1 : 7,5 nominal value, included angle acc. to GMN precision standards

Accessories

Pulleys

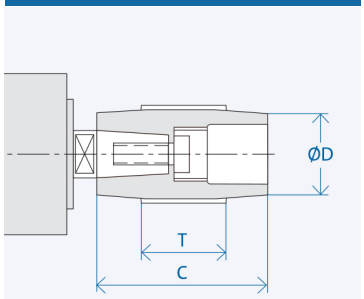

Interface	Dimensions [mm]		
	D	C	T
A 18	25	60	40
	32	60	40
	40	60	40
	100	60	40

Ordering information pulley: AX_1-X_2
X_1: Interface: 10/13/...
X_2: Figure from column D
Puller for pulley: AX_1/...

TSI Collet chuck

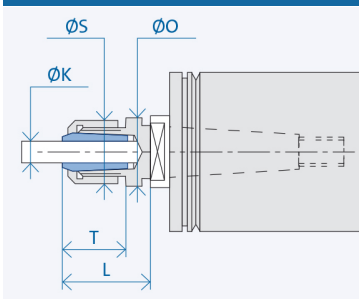

Interface	Dimensions [mm]				
	K	T	L	S	O
I18	3	15,5	28	16	23
	4	15,5	28	16	23
	5	15,5	28	16	23
	6	15,5	28	16	23

Ordering information collet chuck: I X_1 - (K)
X_1: Interface: 10/14/...
(K) = Inner diameter collet chuck

TSI Grinding quill – semifinished

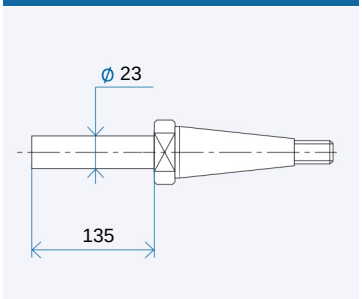

Ordering information semifinished: I X_1
X_1: Interface 10/14/...

This data sheet reflects the state of information at the time of printing. Subject to technical changes. Information on possible options can be obtained from our catalogue which can be downloaded at www.gmn.de