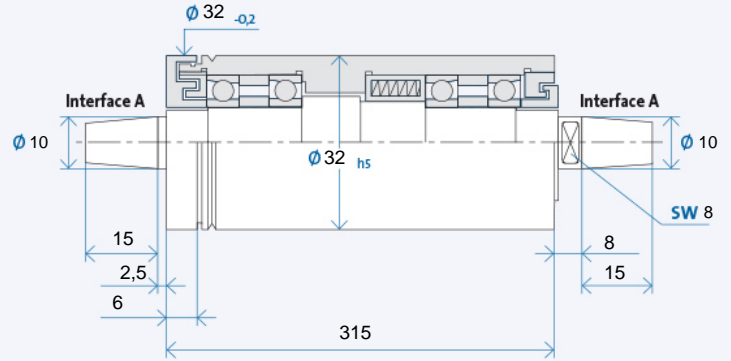


TSA 32 x 315



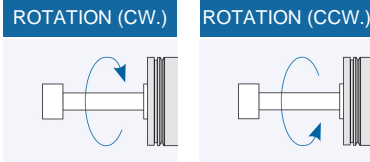
Technical data



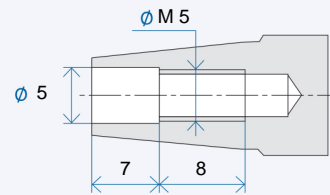
Maximum speed n_{max} [min ⁻¹]* for bearing types:	
Steel (steel)	30000
Hybrid (optional)	x

* without tool

Ordering information: TSA 32 x 315 R is for clockwise, L for counter-clockwise

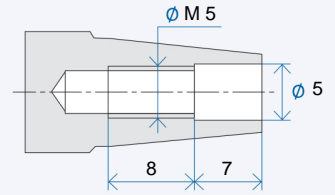


Tool interface



Tool interface: taper 1 : 7,5 nominal value, included angle acc. to GMN precision standards

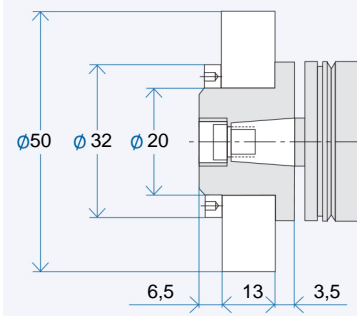
Pulley interface



Pulley interface: taper 1 : 7,5 nominal value, included angle acc. to GMN precision standards

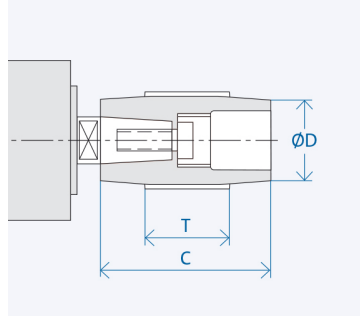
Accessories

TSA Grinding wheel flanges



Ordering information flange: AX₁/X₂/X₃
 X₁: Interface: 07/08/...
 X₂: Flange style: MO/MS
 X₃: Wheel:
 K = Corundum grinding wheel
 D = Diamond or CBN grinding wheel
 Puller for flange: AX₁/X₂
 Balancing quill for flange: AX₁

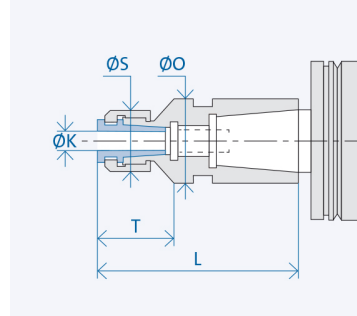
Pulleys



Interface	Dimensions [mm]		
	D	C	T
A 10	18	30	20
	50	30	20
	17	40	20
	20	40	20
	25	40	20
	63	40	20

Ordering information pulley: AX₁-X₂
 X₁: Interface: 07/08/...
 X₂: Figure from column D
 Puller for pulley: AX₁/...

TSA Collet chuck



Interface	Dimensions [mm]				
	K	T	L	S	O
A 10	2	13,5	37	14	13,5
	3	13,5	37	14	13,5
	4	13,5	37	14	13,5

Ordering information collet chuck: AX₁/X₂-(K)
 X₁: Interface: 07/08/...
 X₂: Housing diameter: 20/26/...
 (K) = Inner diameter collet chuck

This data sheet reflects the state of information at the time of printing. Subject to technical changes. Information on possible options can be obtained from our catalogue which can be downloaded at www.gmn.de