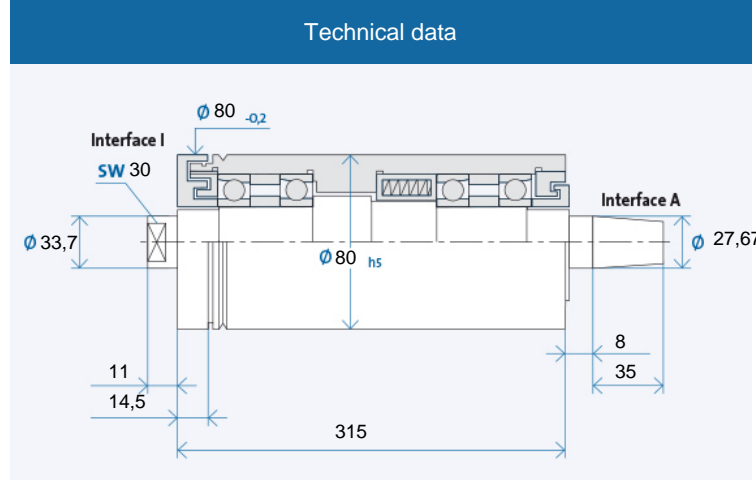


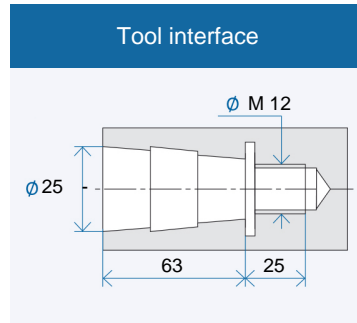
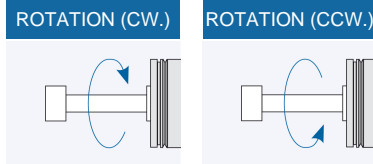
TSI 80 x 315



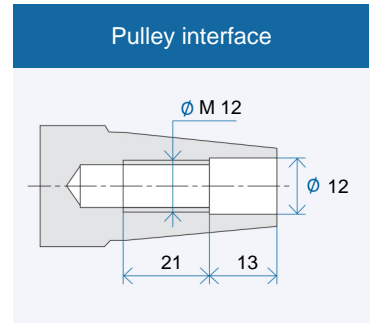
Maximum speed n_{max} [min-1]* for bearing types:	
Steel (steel)	20000
Hybrid (optional)	25000

* without tool

Ordering information: TSI 80 x 315 R is for clockwise, L for counter-clockwise

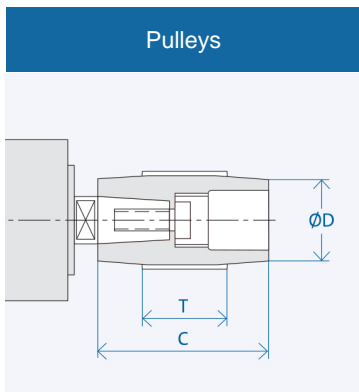


Tool interface: taper 1 : 7,5 nominal value, included angle acc. to GMN precision standards



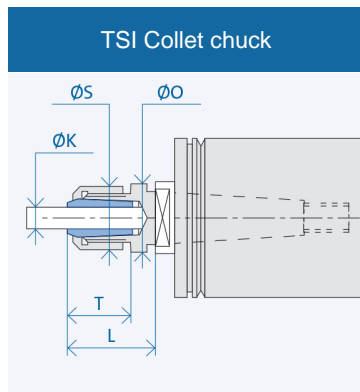
Pulley interface: taper 1 : 7,5 nominal value, included angle acc. to GMN precision standards

Accessories



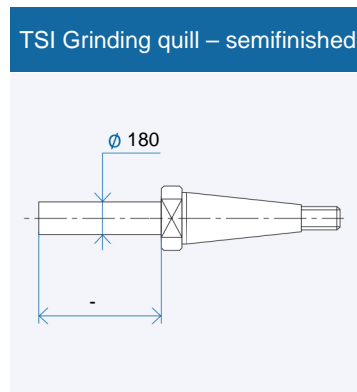
Interface	Dimensions [mm]		
	D	C	T
A 27	40	70	50
	45	70	50
	50	70	50
	56	70	50
	125	70	50

Ordering information pulley: AX₁-X₂
 X₁: Interface: 10/13/...
 X₂: Figure from column D
 Puller for pulley: AX₁/...



Interface	Dimensions [mm]				
	K	T	L	S	O
I25	6	36	43	35	34
	8	36	43	35	34
	10	36	43	35	34
	12	36	43	35	34

Ordering information collet chuck: I X₁ - (K)
 X₁: Interface: 10/14/...
 (K) = Inner diameter collet chuck



Ordering information semifinished: I X₁
 X₁: Interface 10/14/...