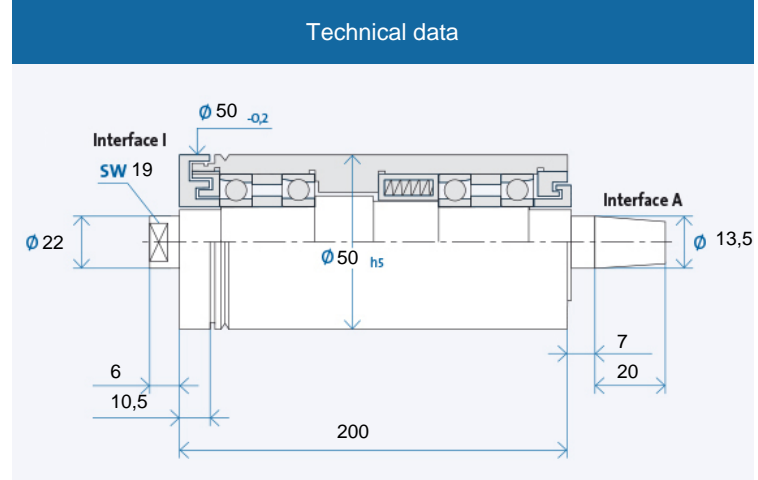


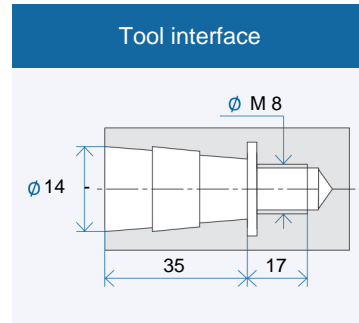
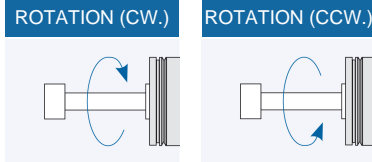
TSI 50 x 200



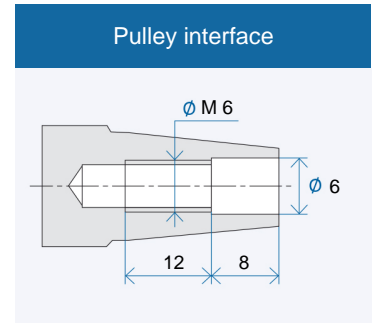
Maximum speed n_{max} [min ⁻¹]* for bearing types:	
Steel (steel)	35000
Hybrid (optional)	42000

* without tool

Ordering information: TSI 50 x 200 R is for clockwise, L for counter-clockwise

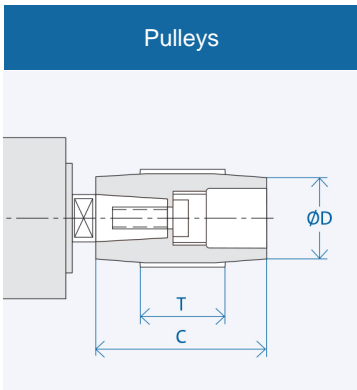


Tool interface: taper 1 : 7,5 nominal value, included angle acc. to GMN precision standards



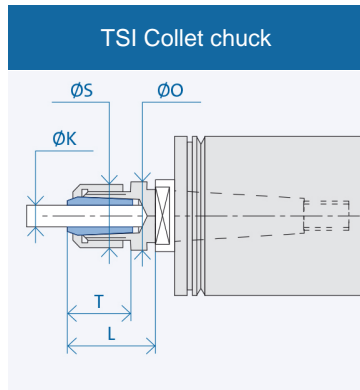
Pulley interface: taper 1 : 7,5 nominal value, included angle acc. to GMN precision standards

Accessories



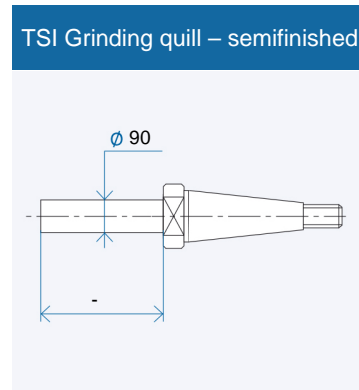
Interface	Dimensions [mm]		
	D	C	T
A 13	20	50	30
	25	50	30
	32	50	30
	80	50	30

Ordering information pulley: AX₁-X₂
 X₁: Interface: 10/13/...
 X₂: Figure from column D
 Puller for pulley: AX₁/...



Interface	Dimensions [mm]				
	K	T	L	S	O
I 14	3	15,5	25	16	18
	4	15,5	25	16	18
	5	15,5	25	16	18
	6	15,5	25	16	18

Ordering information collet chuck: I X₁ - (K)
 X₁: Interface: 10/14/...
 (K) = Inner diameter collet chuck



Ordering information semifinished: I X₁
 X₁: Interface 10/14/...