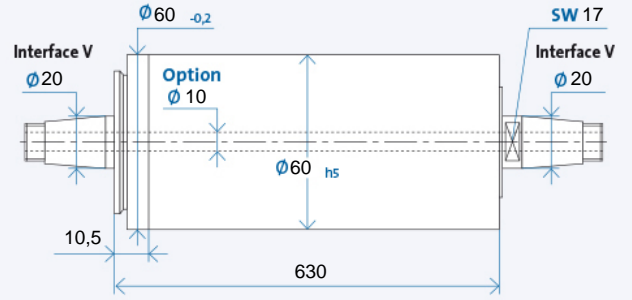


TSAV 60 x 630



Technical data



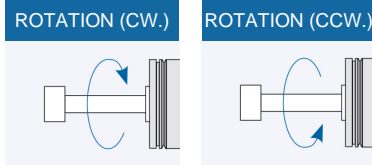
Spindle shaft bore is optional

Maximum speed n_{max} [min^{-1}]* for bearing types:

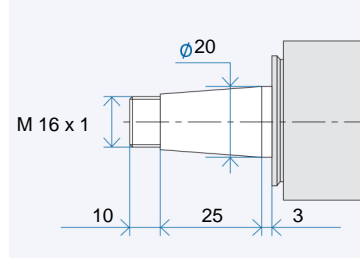
Standard	8500
Modified (optional)	12000

* without tool

Ordering information: TSAV 60 x 630 R is for clockwise, L for counter-clockwise

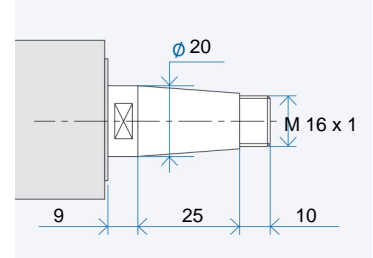


Tool interface



Tool interface: fitting bores with flat contact face acc. to GMN precision standards

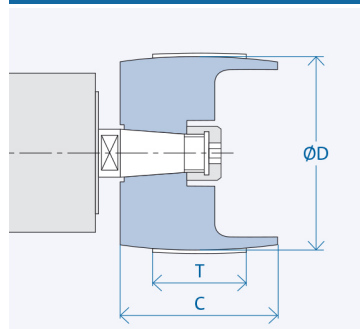
Pulley interface



Pulley interface: taper 1 : 7,5 nominal value, included angle acc. to GMN precision standards

Accessories

Pulleys



Interface	Dimensions [mm]		
	D	C	T
V 20	63	60	50
	80	60	50

Ordering information pulley: VX₁-X₂
 X₁: Interface: 12/15/...
 X₂: Figure from column D
 Puller for pulley: VX₁/...

Anti-rotation slot

Option from TSAV 50 up to TSAV 80
 Standard from TSAV 100

The lock pin is not included in the scope of delivery and must be ordered separately.

Optional equipment (on request)

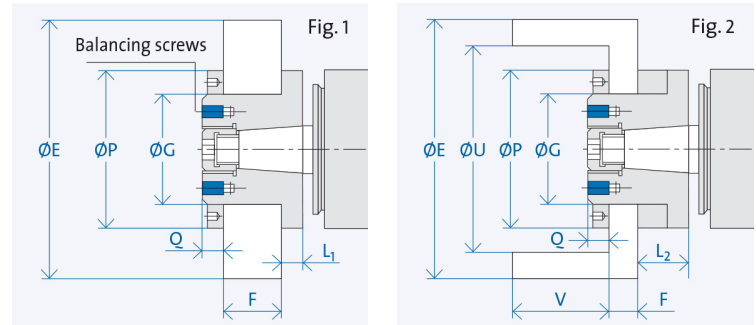
- Balancing systems (manual or automatic)
- Special seal
- Housing design

TSAV 60 x 630



Accessories

TSAV Grinding wheel flanges MS



Interface	Dimensions [mm]					Grinding wheel [mm]					Speed [min ⁻¹] at v _c =35 m/s ²⁾
	P	Q	L ₁	L ₂	E	G	F	U	V		
V20	Fig. 1	60	7	9	-	125	40	17 - 25	-	-	5300
	Fig. 2	60	7	9	21	150	40	5 - 13	130	67	4400

²⁾ Attention! Wheel selection must be in accordance with the manufacturer's recommendation for maximum speed.

Ordering information flange: V X₁/X₂/X₃/X₄

X₁: Interface: 12/15/...

X₂: MS = Flange style MS

SN = Flange style SN

X₃: G = Straight grinding wheel

T = Cup grinding wheel

X₄: K = Corundum grinding wheel, Ø G₁₇

D = Diamond or CBN grinding wheel, ØG₁₄

Puller for flange: V X₁/X₂

Balancing quill for flange: V X₁

Anti-rotation slot

TSAV 50 up to TSAV 80:

Option: Flange style MS

From TSAV 100:

Standard: Flange style SN

The lock pin is not included in the scope of delivery and must be ordered separately.