
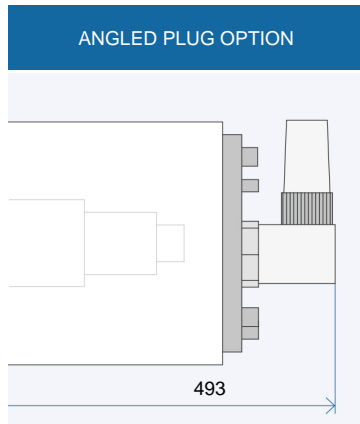
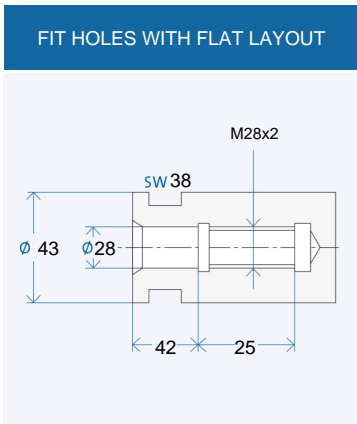
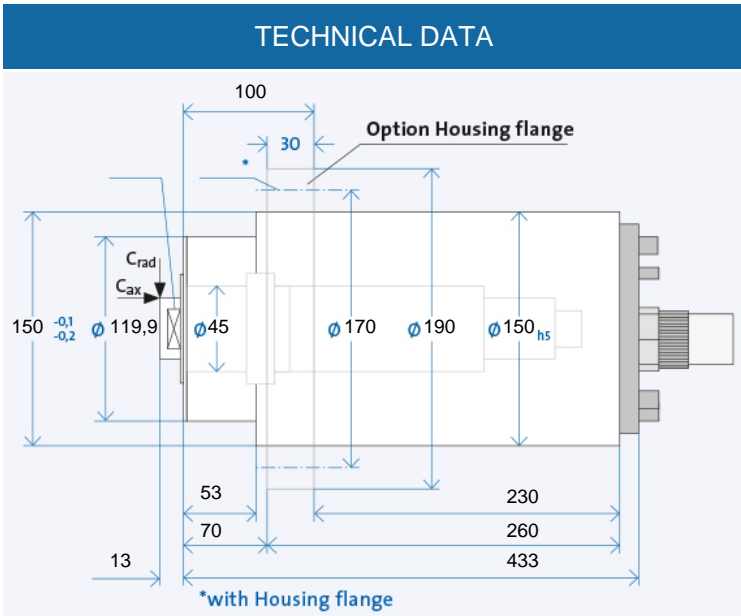


# HV-X 150 - 45000/36



Technical data		
∅ Spindle housing	A	[mm]
Speed max.	$n_{max}$	[min <sup>-1</sup> ]
Bearing; front	$W_1$	[mm]
Tool interface		
∅ Flat layout	W	[mm]
Static rigidity		
axial	$C_{ax}$	[N/μm]
radial	$C_{rad}$	[N/μm]
Motor realization		
Frequency max.	$f_{max}$	[Hz]
Converter voltage <sup>1)</sup>		[V]
Power	$P_{S1}$	[kW]
Torque	$M_{S1}$	[Nm]
... at speed	$n$	[min <sup>-1</sup> ]
Current	$I_{S1}$	[A]
Power	$P_{S6-60\%}$	[kW]
Torque	$M_{S6-60\%}$	[Nm]
... at speed	$n$	[min <sup>-1</sup> ]
Current	$I_{S6-60\%}$	[A]

HV-X 150 - 45000/36			
150			
45000			
45			
D 28/43			
43			
91			
150			
200 V	350 V	460 V	
1500			
200	350	460	
32			
10,2			
30000			
152	87	66	
36			
11,5			
30000			
166	95	72	



Electrical connection		
Plug type		
Straight plug connection		
Coil plug connector		
Fixed cable XXm		
Coolant feed through the shaft		
Low pressure (du)		
High-pressure (dh)		
Sensors		
Rotary encoder		
Speed sensor		
Housing		
Cylindrical housing		
Cylindrical housing with flange		
Block housing		
Air-tight seal		

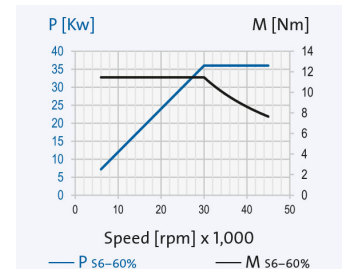
-	D350	MAC
-	+	+
-	o	o
+	o	o
	x	
	o	
	+	
	+	
	o	
	x	
	o	

<sup>1)</sup> Minimum required starting voltage for the frequency converter.

+ Standard  
o Optional  
x Upon request

**Ordering information:**

HV-X 150 - 45000/36  
R is for clockwise, L for counter-clockwise  
+ Desired options



The data currently provided on the internet apply. Further and detailed information is provided in the GMN 2508 catalogue.

# HV-X 150 - 45000/36

## Grinding quills

GMN produces grinding quills with high round and flat face accuracy for all available GMN grinding mandrel receivers.

FIG. 1: CEMENTED (KI)

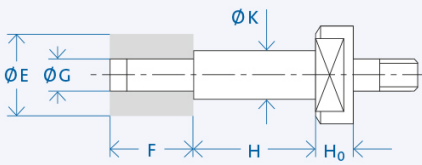


FIG. 2: WITH ADJUSTMENT SCREW (PS)

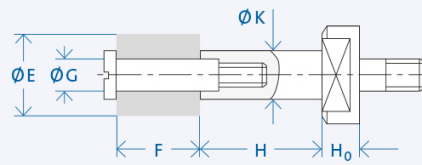
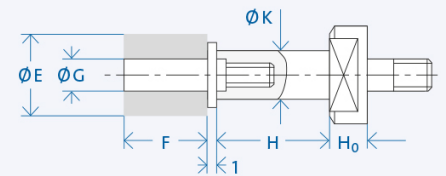
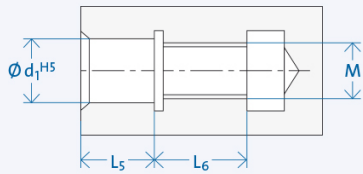


FIG. 3: FOR GRINDING WHEELS ON THREADED PIN (PL)\*



FITTING HOLE FOR FIG. 2 AND 3



d <sub>1</sub>	M	L <sub>5</sub>	L <sub>6</sub>
4	M3	5	8
6	M5	7	11
8	M6	9	12
10	M8	12	14
13	M12	13	17

Interface	K [mm]	H [mm]	Wheel E x F [mm]	G [mm]	Grinding wheel attachment	H <sub>0</sub> [mm]
D 28/43	16	40	25 x 25	10	PS/PL	12
	20	50	32 x 25	13	PS/PL	
	32	63	50 x 40	20	MU	

### Ordering information:

[Mandrel Ø K] x [Mandrel length H] - [Grinding wheels ø G] x [Grinding wheel width F] [Interface] [Mandrel fixation]

Example: Grinding quill 16 x 40 - 10 x 25 D16/28 PS

## Semi-finished goods

GMN semi-finished products allow the individual adaptation of the tool interface for any connections.

d <sub>1</sub>	K [mm]	H [mm]
D 28/43	48	240

Ordering information: »Semi-finished goods« [Shaft Ø K] x [Shaft length H] [Interface]

Example: Semi-finished goods 34 x 180 D16/33

## Lubrication system

The electronically controlled PRELUB lubrication unit is optimally adapted to the oil-air lubricated GMN spindles and guarantees a long service life.



## Cooling system

GMN cooling units ensure precisely adjustable temperature and quantity delivery of the coolant and achieve consistently low operating temperatures.



## Cable and plug

Ready-made cables with B048, B049, GA, MAC, D500 and STK plugs are available on request. For the spindle/converter connection, GMN supplies UL/CSA approved electrical cables suitable for use in drag chains.

